

RENAULT

TRAFIC

VERSATILITY TO SUIT YOUR EVERY NEED

FEBRUARY 2014

MANUFACTURER'S RECOMMENDED RETAIL PRICES



DRIVE THE CHANGE



THE VERSATILE RENAULT TRAFIC

THE LATEST TRAFIC VAN HAS BEEN SPECIFICALLY DESIGNED TO MEET THE NEEDS OF PROFESSIONALS, WHATEVER THEIR BUSINESS ENVIRONMENT. IN PANEL VAN AND PASSENGER VAN VERSIONS, THE TRAFIC CAN BE ADAPTED TO YOUR EVERY DEMAND, OFFERING A WIDE RANGE OF CUSTOM-BUILT, PRACTICAL SOLUTIONS PLUS THE ABILITY TO CREATE LOADS OF OTHER VARIATIONS USING THE PLATFORM CAB VERSION AS A BASE. WITH ITS STYLISH AND PROTECTIVE DESIGN, QUIET EFFICIENT ENGINES, THE LATEST ON-BOARD TECHNOLOGY AND HIGH LEVELS OF COMFORT AND SAFETY, THE TRAFIC HOLDS ALL THE TRUMP CARDS.



TRAFIC PANEL VAN

Choose from short or long wheelbase, low or high roof, glazed or paneled. There is a Traffic to suit your business needs. Loading is made easy thanks to the low load threshold, whilst load volumes from 5m³ to 8m³ mean you'll have all the space you need.

TRAFIC CREW VAN

Need to get tools and a team to site? The Traffic Crew Van has seating for 6 and can still carry the tools you need for the job - safely and securely.

TRAFIC PASSENGER VEHICLE

With seating for up to 9 people the Traffic Passenger is the ultimate way to transport clients, employees or the family. A long wheelbase version makes room for suitcases, tools or even the family dog.

TRAFIC Extra

AVAILABLE NOW AS BOTH SHORT OR LONG WHEEL BASE VERSIONS, THE TRAFIC EXTRA FEATURING CARMINAT TOMTOM® LIVE SATELLITE NAVIGATION SYSTEM, MANUAL AIR CONDITIONING AND REAR PARKING SENSORS.



*Metallic paint is available as a chargeable option

The Extra special edition comes with:

- Carminat TomTom® Live Satellite navigation system
- Manual Air Conditioning with an air conditioned glove box
- Rear Parking Sensors

Additional standard features:

- Electric Front Windows and door mirrors
- Bluetooth, USB and Ipod Connectivity



CARMINAT TOMTOM® LIVE

Carminat TomTom® Live Satellite navigation is an intuitive navigation system which displays your route on a coloured screen with clever optional LIVE features.

TRAFIC SPORT

AT RENAULT WE KNOW THAT YOUR TRAFIC VAN REPRESENTS YOUR BUSINESS. THAT'S WHY WE DEVELOPED THE TRAFIC SPORT. THE 16" 'IXTAR' ALLOY WHEELS, METALLIC PAINT (INC. BUMPERS AND DOORS MIRRORS) AND FRONT FOG LIGHTS FITTED AS STANDARD ENSURE YOUR BUSINESS WILL STAND OUT FROM THE CROWD. INSIDE, THE TRAFIC SPORT HAS ALL THE FUNCTIONALITY TO MAKE YOUR COMMUTE AS SAFE, COMFORTABLE AND EASY AS POSSIBLE. CARMINAT TOMTOM NAVIGATION SYSTEM, BLUETOOTH, CRUISE CONTROL, AUTOMATIC HEADLIGHTS AND WIPERS, AIR CONDITIONING AND MORE WILL MAKE YOUR JOURNEY A PLEASURE EVERYDAY.



AUTOMATIC HEADLIGHTS AND WIPERS

Sensors detect the presence of rain and/or low light levels and automatically activate the wipers and/or headlights – meaning you keep your hands on the steering wheel for a safer journey.



CARMINAT TOMTOM® LIVE

An intuitive navigation system which clearly displays your route on a large colour screen. The optional LIVE services offer time and fuel saving features such as: real time traffic updates and re-routing function, speed camera alert and much more.









16" 'IXTAR' ALLOY WHEELS

Fitted as standard on Traffic Sport versions.

TRAFIC COLOURS

SOLID PAINTS

						
	Apollo White D31	Atlantic Blue 489	Desert Yellow D32	Laser Red C70	Lightning Silver G64	Panorama Blue J43
Debut versions	●	●	●	●	○	○
Core and Extra versions	●	●	●	●	○	○
Sport versions	○	-	-	-	●	-

METALLIC SUPERGLOSS PAINT

METALLIC ILLUSION PAINT

METALLIC PAINTS

					
	Intense Blue I44	Storm Blue D47	Ocean Green D92	Gun Metal Grey 266	Jet Black D68
Debut versions	○	○	○	○	○
Core and Extra versions	○	○	○	○	○
Sport versions	-	●	-	●	●

Debut versions

Core and Extra versions

Sport versions

● = Standard (therefore no cost) ○ = Optional - = Not available

INTERIORS AND UPHOLSTERY



'Galatone' trim



'Elba' trim



'Blue Elba' trim

WHEELS



16" steel wheels



16" 'Ixtar' alloy wheels

Panel Van, Crew Van and
Passenger Vehicles

Debut
versions

Core and Extra
versions

Sport
versions

16" steel wheels

●

●

○

16" 'Ixtar' alloy wheels

○

○

●

TRAFIC VAN STANDARD FEATURES

DEBUT

Technology

4 years warranty (100k miles) and 4 years free roadside assistance
2x20W radio CD MP3 with fingertip control, Bluetooth, USB (Tunepoint) Connectivity and RCA connection
ABS with EBD (Electronic Brake force Distribution)
Electronic immobiliser

Interior

Airbag - driver
Anchorage points in loading area
Anti-drill locks and ignition barrel
Bulkhead - full steel
Driver's seat - height-adjustable
'Galatone' upholstery
Height-adjustable seatbelts with pretensioners and load limiters
Manually operated front windows
Passenger bench seat
Power assisted steering wheel

Exterior

4 disc brakes
6 speed gearbox
Manually operated door mirrors
Rear doors - unglazed, 180°
Roof bar fixings
Side impact bars
Left side loading door - unglazed
Spare wheel with anti-theft spare wheel holder
16" steel wheels
Wrap around bumpers

CORE Additional equipment to Debut

Technology

Deadlocking
R.A.I.D. (Renault Anti Intruder Device)

Interior

Electric front windows
Electrically operated and heated door mirrors
Remote central locking (2 button key)

Additional Standard Equipment on Crew Vans

Second row of 3 passenger seats
Bulkhead - full steel with glazing
Left and right side loading doors - glazed
Removable rear seat base

Extra Additional equipment to Core

Technology

2x20W radio CD MP3 with separate display, fingertip control, Bluetooth, USB (Tunepoint) Connectivity and RCA connection
Carminat TomTom® Live satellite navigation system

Interior

Manual air conditioning and air conditioned glovebox

Exterior

Rear parking sensors

SPORT Additional equipment to Core

Technology

2x20W radio CD MP3 with separate display, fingertip control, Bluetooth, USB (Tunepoint) Connectivity and RCA connection
Carminat TomTom® Live satellite navigation system
Cruise Control
Trip computer - multi-functional

Interior

Driver's seat - armrest and lumbar support (with 'Blue Elba' upholstery)
Electric one touch windows (driver's side)
Manual air conditioning and air conditioned glovebox

Exterior

16" 'Ixtar' alloy wheels
Automatic windscreen wipers and headlights
Front fog lights
Metallic paint with all round paint

Additional Standard Equipment on Crew Vans

Left and right side loading doors - glazed (with integral opening window)



TRAFIC VAN PRICING

ENGINE	HP	CO ₂ LEVEL (g/km)	MPG COMBINED	LOAD VOLUME (m ³)	PAYLOAD (Kg)	ENGINE SIZE (CC)	BASIC PRICE (£)	VAT 20% (£)	TOTAL RETAIL PRICE (£)	MANUFACTURER'S "ON THE ROAD" RRP †
Extra SPECIAL EDITION										
SL27 dCi 115	115	198	37.7	5.0	1080	1996	12,994.00	2,598.80	15,592.80	£16,472.80
SL29 dCi 115	115	198	37.7	5.9	1282	1996	13,550.00	2,710.00	16,260.00	£17,140.00
PANEL VAN DEBUT SPECIAL EDITION										
SL27 dCi 90	90	198	37.7	5.0	1080	1996	12,780.00	2,556.00	15,336.00	£16,216.00
PANEL VAN SWB LOW ROOF										
SL27 dCi 90	90	198	37.7	5.0	1080	1996	18,000.00	3,600.00	21,600.00	£22,480.00
SL27 dCi 90	90	180	40.9	5.0	1080	1996	18,400.00	3,680.00	22,080.00	£22,960.00
SL27 dCi 115	115	198	37.7	5.0	1080	1996	18,500.00	3,700.00	22,200.00	£23,080.00
SL27 dCi 115	115	180	40.9	5.0	1080	1996	18,900.00	3,780.00	22,680.00	£23,560.00
SL27 dCi 115 Quickshift6	115	178	41.5	5.0	1080	1996	19,700.00	3,940.00	23,640.00	£24,520.00
SL29 dCi 115	115	198	37.7	5.0	1240	1996	19,000.00	3,800.00	22,800.00	£23,680.00
SL29 dCi 115	115	180	40.9	5.0	1240	1996	19,400.00	3,880.00	23,280.00	£24,160.00
SL29 dCi 115 Quickshift6	115	178	41.5	5.0	1240	1996	20,200.00	4,040.00	24,240.00	£25,120.00
PANEL VAN SWB HIGH ROOF										
SH29 dCi 115	115	207	35.7	7.0	1159	1996	20,000.00	4,000.00	24,000.00	£24,880.00
SH29 dCi 115 Quickshift6	115	202	36.7	7.0	1159	1996	20,800.00	4,160.00	24,960.00	£25,840.00
PANEL VAN LWB LOW ROOF										
LL29 dCi 115	115	198	37.7	5.9	1282	1996	19,950.00	3,990.00	23,940.00	£24,820.00
LL29 dCi 115	115	180	40.9	5.9	1282	1996	20,350.00	4,070.00	24,420.00	£25,300.00
LL29 dCi 115 Quickshift6	115	178	41.5	5.9	1282	1996	21,150.00	4,230.00	25,380.00	£26,260.00
PANEL VAN LWB HIGH ROOF										
LH29 dCi 115	115	207	35.7	8.4	1197	1996	20,950.00	4,190.00	25,140.00	£26,020.00
LH29 dCi 115 Quickshift6	115	202	36.7	8.4	1197	1996	21,750.00	4,350.00	26,100.00	£26,980.00
SPORT PANEL VAN SWB LOW ROOF										
SL27 dCi 115	115	198	37.7	5.0	1080	1996	20,450.00	4,090.00	24,540.00	£25,420.00
SL27 dCi 115	115	180	40.9	5.0	1080	1996	20,850.00	4,170.00	25,020.00	£25,900.00
SL27 dCi 115 Quickshift6	115	178	41.5	5.0	1080	1996	21,650.00	4,330.00	25,980.00	£26,860.00
SPORT PANEL VAN LWB LOW ROOF										
LL29 dCi 115	115	198	37.7	5.9	1282	1996	21,900.00	4,380.00	26,280.00	£27,160.00
LL29 dCi 115	115	180	40.9	5.9	1282	1996	22,300.00	4,460.00	26,760.00	£27,640.00
LL29 dCi 115 Quickshift6	115	178	41.5	5.9	1282	1996	23,100.00	4,620.00	27,720.00	£28,600.00
CREW VAN SWB LOW ROOF - 6 SEATS										
SL27 dCi 90	90	207	35.7	3.2	886	1996	20,150.00	4,030.00	24,180.00	£25,060.00
SL27 dCi 115	115	207	35.7	3.2	951	1996	20,650.00	4,130.00	24,780.00	£25,660.00
SL27 dCi 115 Quickshift6	115	202	36.7	3.2	960	1996	21,450.00	4,290.00	25,740.00	£26,620.00
SL29 dCi 115	115	207	35.7	3.2	1026	1996	21,150.00	4,230.00	25,380.00	£26,260.00
SL29 dCi 115 Quickshift6	115	202	36.7	3.2	1026	1996	21,950.00	4,390.00	26,340.00	£27,220.00
CREW VAN LWB LOW ROOF - 6 SEATS										
LL29 dCi 115	115	207	35.7	4.1	1004	1996	21,950.00	4,390.00	26,340.00	£27,220.00
LL29 dCi 115 Quickshift6	115	202	36.7	4.1	1004	1996	22,750.00	4,550.00	27,300.00	£28,180.00
SPORT CREW VAN SWB LOW ROOF - 6 SEATS										
SL27 dCi 115	115	207	35.7	3.2	951	1996	23,050.00	4,610.00	27,660.00	£28,540.00
SL27 dCi 115 Quickshift6	115	202	36.7	3.2	960	1996	23,850.00	4,770.00	28,620.00	£29,500.00
SL29 dCi 115	115	207	35.7	3.2	1026	1996	23,550.00	4,710.00	28,260.00	£29,140.00
SL29 dCi 115 Quickshift6	115	202	36.7	3.2	1026	1996	24,350.00	4,870.00	29,220.00	£30,100.00
SPORT CREW VAN LWB LOW ROOF - 6 SEATS										
LL29 dCi 115	115	207	35.7	4.1	1004	1996	24,350.00	4,870.00	29,220.00	£30,100.00
LL29 dCi 115 Quickshift6	115	202	36.7	4.1	1004	1996	25,150.00	5,030.00	30,180.00	£31,060.00
PLATFORM CAB										
LL29 dCi 115	115	*	*	-	-	1996	19,900.00	3,980.00	23,880.00	£24,760.00
LL29 dCi 115 Quickshift6	115	*	*	-	-	1996	20,700.00	4,140.00	24,840.00	£25,720.00

† **Manufacturer's 'On The Road' Recommended Retail Price** Includes delivery to the dealer premises, number plates, two one-litre bottles of oil for Trafic, 12 months government road fund licence (depending on CO₂ emissions) and the First Registration Fee of £55. Other goods or services supplied by agreement between the customer and the dealer are not included. * No CO₂ or MPG data published for base Platform Cab as the final kerb weight of the vehicle is not defined until the body is fitted. Published maximum payload excluding driver is subject to change based on variances in features, options and trim level shown.

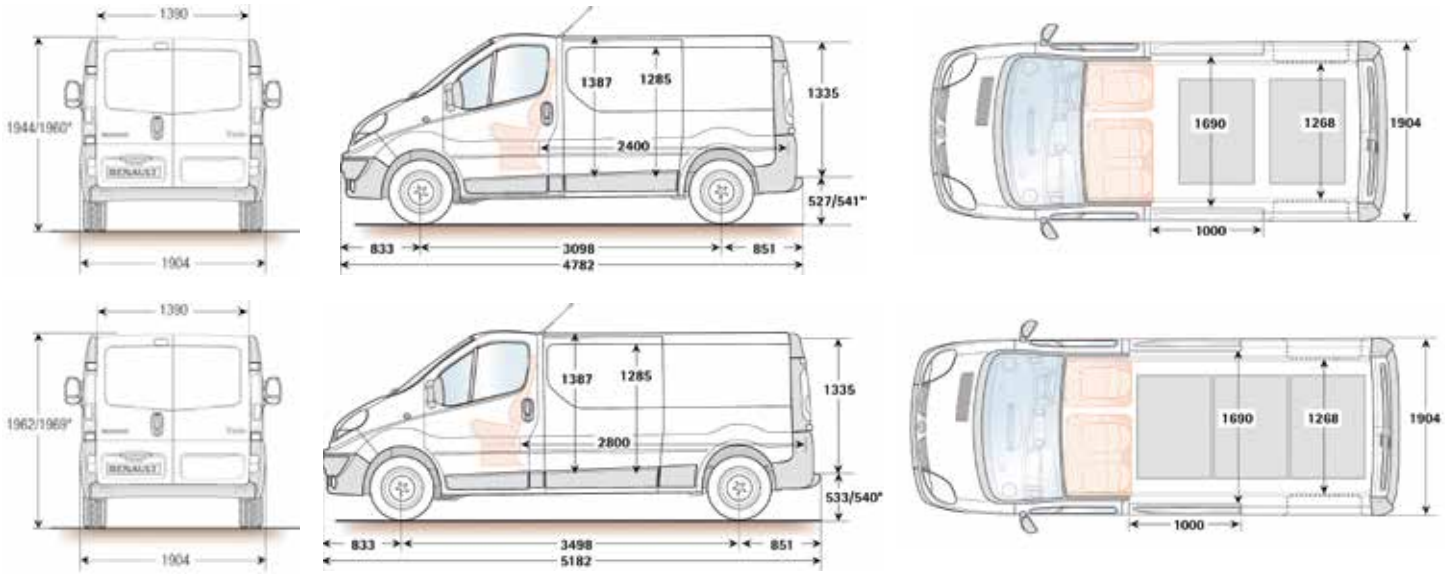
TRAFIC VAN OPTIONS

	CORE / EXTRA PANEL VAN	CORE CREW VAN	SPORT PANEL VAN	SPORT CREW VAN	PLATFORM CAB	BASIC PRICE	VAT	TOTAL RETAIL
					LWB			
EXTERIOR								
16" 'Ixtar' alloy wheels	○	○	●	●	○	425.00	85.00	£510.00
Metallic paint ⁽¹⁾	○	○	-	-	○	400.00	80.00	£480.00
Metallic paint with all round paint and front fog lights ⁽²⁾	○†	○	●	●	○	850.00	170.00	£1,020.00
Metallic paint with part body coloured bumpers ⁽³⁾	○	○	-	-	-	550.00	110.00	£660.00
LOADING, TOWING AND CONVERTING								
Additional anchorage points in loading area ⁽⁴⁾	○	-	○	-	-	75.00	15.00	£90.00
Conversion interface box and electric front windows (driver's side 'one touch' descending)	○	○	-	-	○	200.00	40.00	£240.00
Conversion interface box	-	-	○	○	-	150.00	30.00	£180.00
Plinyling - resin coated plywood floor	○	○	○	○	-	175.00	35.00	£210.00
Power take off - engine ^{(5) (6) (7)}	○	○*	-	-	○	120.00	24.00	£144.00
Tow bar	○	○	○	○	○	315.00	63.00	£378.00
SAFETY AND SECURITY								
Airbag - front passenger (can be deactivated)	○	○	○	○	○	220.00	44.00	£264.00
Airbag - front lateral, curtain and front passenger (can be deactivated)	○	○	○	○	○	660.00	132.00	£792.00
Alarm	○	○	○	○	○	200.00	40.00	£240.00
Bulkhead - 1/3 tubular ⁽⁸⁾	○	-	○	-	-			No cost option
Bulkhead - full steel with glazing	○	●	○	●	●	50.00	10.00	£60.00
Cruise control with speed limiter and electric front windows (driver's side 'one touch' descending) ⁽⁹⁾	○	○	●	●	○	300.00	60.00	£360.00
Engine speed limiter (56mph/90kmh OR 62mph/100kmh OR 68mph/110kmh) ⁽⁸⁾	○	○	○	○	○	60.00	12.00	£72.00
Engine speed limiter - ECO2 to 62mph/100kmh : reduces CO ₂ to 174 g/km and increases combined fuel consumption to 42.6 mpg (only applies to manual versions) ⁽⁹⁾	○†	-	○	-	-	60.00	12.00	£72.00
ESC (Electronic Stability Control) with traction control and understeer control with electric front windows (driver's side 'one touch' descending) ⁽⁸⁾	○	○	-	-	○	500.00	100.00	£600.00
ESC (Electronic Stability Control) with traction control	○	○	○	○	-	450.00	90.00	£540.00
Key - 3 button with selective opening and electric front windows (driver's side 'one touch' descending)	○	○	-	-	○	100.00	20.00	£120.00
Key - 3 button with selective opening	○	○	○	○	-	50.00	10.00	£60.00
Key - additional (third) and key - 3 button with selective opening and electric front windows (driver's side 'one touch' descending)	○	○	-	-	○	150.00	30.00	£180.00
Key - additional (third) and key - 3 button with selective opening	○	○	○	○	-	100.00	20.00	£120.00
Digital tachograph ilo Carminat TomTom Live satellite navigation system ⁽¹⁰⁾	○	○	○	○	-	50.00	10.00	£60.00
Digital tachograph with electric front windows (driver's side 'one touch' descending) and 2x15W radio CD MP3 ⁽¹⁰⁾	○	○	-	-	○	500.00	100.00	£600.00
Rear parking sensors	○/●	○	○	○	-	200.00	40.00	£240.00
SEATING								
Driver's seat - armrest and lumbar support (with 'Blue Elba' upholstery) ⁽¹¹⁾	○	○	●	●	○	100.00	20.00	£120.00
Driver's seat - armrest and lumbar support (with 'Elba' upholstery) ⁽¹¹⁾	○	-	-	-	○	100.00	20.00	£120.00
Driver's seat - armrest and lumbar support (with 'Elba' upholstery) ⁽¹¹⁾	-	-	○	○	-			No cost option
Passenger's seat - height-adjustable single seat ⁽¹²⁾	○	○	○	○	○	60.00	12.00	£72.00
DOORS AND WINDOWS								
Electric front windows (driver's side 'one touch' descending)	○	○	●	●	○	50.00	10.00	£60.00
Interior side door panel ⁽⁴⁾	○	●	○	●	-			No Cost Option
Left side loading door - glazed with rear doors - 180° glazed, heated, rear wipers and bulkhead - full steel with glazing	○	-	○	-	-	250.00	50.00	£300.00
Left side loading door - glazed with tailgate, heated, rear wipers and bulkhead - full steel with glazing	○	-	○	-	-	300.00	60.00	£360.00
Right side loading door - unglazed	○	-	○	-	-	250.00	50.00	£300.00
Left and right side loading doors - glazed with opening windows	-	○	-	●	-	100.00	20.00	£120.00

	CORE / EXTRA PANEL VAN	CORE CREW VAN	SPORT PANEL VAN	SPORT CREW VAN	PLATFORM CAB	BASIC PRICE	VAT	TOTAL RETAIL
					LWB			
DOORS AND WINDOWS continued								
Left and right side loading doors - glazed with opening windows and rear doors - 180° glazed, heated, rear wipers	-	○	-	-	-	250.00	50.00	£300.00
Left and right side loading doors - glazed with opening windows and rear doors - 180° glazed, heated, rear wipers and bulkhead - full steel with glazing	○	-	○	-	-	650.00	130.00	£780.00
Left and right side loading doors - glazed with opening windows and tailgate, heated, rear wipers and bulkhead - full steel with glazing	○	-	○	-	-	700.00	140.00	£840.00
Left and right side loading doors - glazed with opening windows and tailgate, heated, rear wipers	-	○	-	-	-	300.00	60.00	£360.00
Left and right side loading doors - glazed with non opening windows and rear doors - 180° glazed, heated, rear wipers and bulkhead - full steel with glazing	○	-	○	-	-	550.00	110.00	£660.00
Left and right side loading doors - glazed with non opening windows and tailgate, heated, rear wipers and bulkhead - full steel with glazing	○	-	○	-	-	600.00	120.00	£720.00
Rear doors - glazed, 180°, with rear wipers and rear heated window	-	○	-	○	-	150.00	30.00	£180.00
Rear doors - glazed, 180°, with rear wipers and rear heated window with full steel bulkhead with glazing	○	-	○	-	-	200.00	40.00	£240.00
Rear doors - glazed, 270°	-	○†	-	○†	-	250.00	50.00	£300.00
Rear doors - glazed, 270° with full steel bulkhead with glazing	○†	-	○†	-	-	300.00	60.00	£360.00
Rear doors - unglazed, 270°	○†	-	○†	-	-	250.00	50.00	£300.00
Rear tailgate - glazed, heated, rear wipers and bulkhead - full steel with glazing	○†	○	○	○	-	250.00	50.00	£300.00
VISIBILITY								
Automatic headlights and wipers, electric front windows (driver's side 'one touch' descending) and front fog lights	○	○	●	●	○	250.00	50.00	£300.00
Front fog lights	○	○	●	●	○	150.00	30.00	£180.00
Heat reflecting windscreen	○	○	○	○	○	50.00	10.00	£60.00
COMFORT AND STORAGE								
Climate control and electric front windows (driver's side 'one touch' descending) ^{(8) (9) (13)}	○	○	-	-	○	1,000.00	200.00	£1,200.00
Climate control ^{(8) (13)}	-	-	○	○	-	200.00	40.00	£240.00
Manual air conditioning ^{(5) (13)}	○/●	○	-	-	○	750.00	150.00	£900.00
Pollen filter	○	○	○	○	○	50.00	10.00	£60.00
Smoker pack	○	○	○	○	○	12.00	2.40	£14.40
Steering wheel - leather, cruise control and electric front windows (driver's side 'one touch' descending)	○	○	-	-	○	360.00	72.00	£432.00
Steering wheel - leather	-	-	○	○	-	60.00	12.00	£72.00
COMMUNICATION								
Carminat TomTom® Live satellite navigation system plus radio with separate display	○/●	○	●	●	○	500.00	100.00	£600.00
Carminat TomTom® Live 3 year subscription ⁽¹⁴⁾	○	○	○	○	○	125.00	25.00	£150.00
Carminat TomTom® Live satellite navigation system Western Europe map upgrade ⁽¹⁴⁾	○	○	○	○	○	£90.00	18.00	£108.00
NO Carminat TomTom® Live satellite navigation system	●	●	○	○	●			No Cost Option
Integrated DAB Radio	○	○	○	○	○	200.00	40.00	£240.00
Trip computer - multi-functional	○	○	●	●	○	75.00	15.00	£90.00
OPTIONS PACK								
Business Pack⁽¹⁵⁾								
Cruise control								
Electric one touch windows (drivers side 'one touch' dedescending)	○	○	-	-	-	450.00	90.00	£540.00
Key 3 button with selective opening								
Rear parking sensors								
Resin coated plywood floor								

(1) Only option available on debut. (2) Should be ordered with one of the following colours: G64, D47, 266, D68 (or D31 non metallic paint therefore basic price £450.00). (3) If ordered with any solid paint, basic price £150.00. (4) Interior side door panels - side anchorage points cannot be ordered together. (5) Aircon / climate control and power take off - engine cannot be ordered together. (6) Not available on Quicksilver versions. (7) Not available on dCi 90 versions. (8) Climate control and tubular bulkhead options cannot be ordered together. (9) Engine speed limiters and cruise control cannot be ordered together. (10) Digital Tachograph needs to be calibrated by the dealership on hand-over. (11) 'Blue Elba' upholstery or 'Elba' upholstery must be ordered with 'Armrest - driver' and vice versa. (12) In order to have the passenger armrest, you need to order 'Armrest - driver (with 'Blue Elba' upholstery or 'Elba' upholstery)'. (13) Climate control and manual air conditioning cannot be ordered together. (14) Can only be ordered with Carminat TomTom® Live satellite navigation system. (15) Not available on Extra Special Edition. † Not available on High roof. ‡ Not available on SWB Low roof. * Not available on Core Crew Van LWB. Where ○/● shown option comes as standard on Extra Special Editions only.

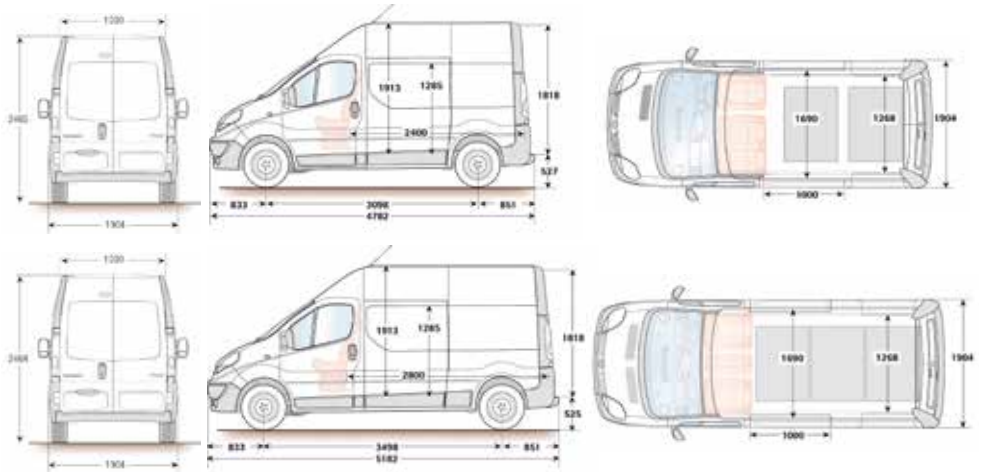
TRAFIC PANEL VAN STANDARD ROOF DIMENSIONS



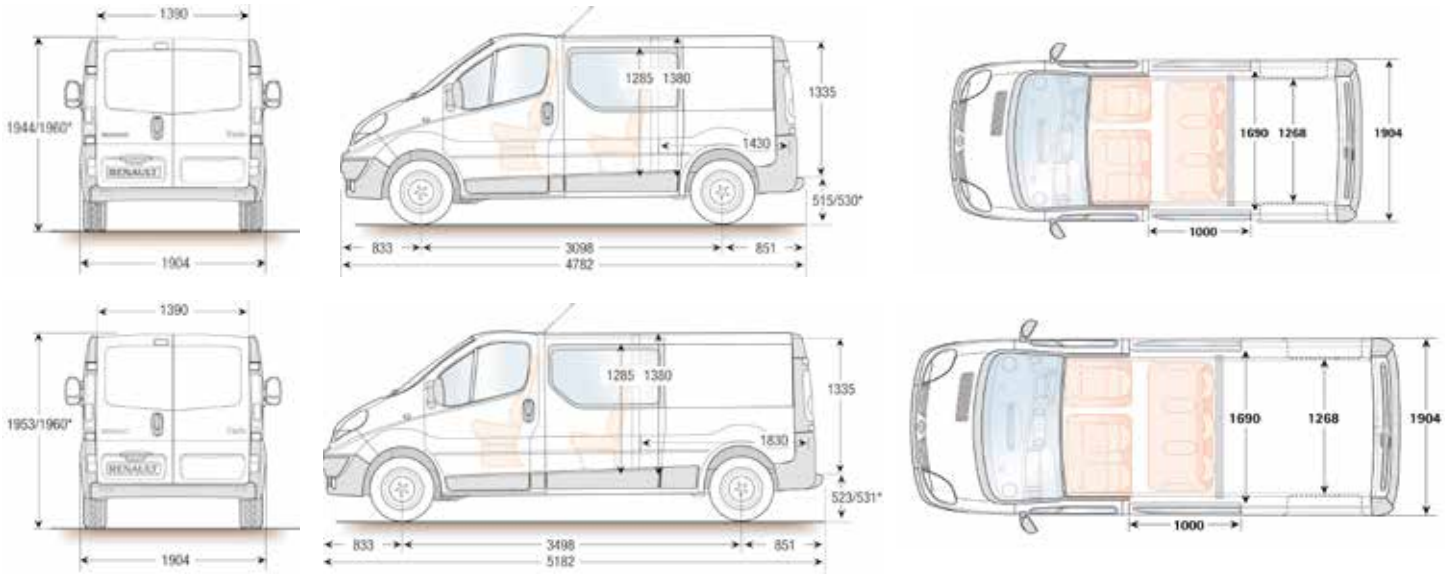
DIMENSIONS (mm)	SL27	SL27	SL27	SL29	SL29	LL29	LL29
Engine	dCi 90	dCi 115	dCi 115 QS6	dCi 115	dCi 115 QS6	dCi 115	dCi 115 QS6
Load length	2400	2400	2400	2400	2400	2800	2800
Load width	1690	1690	1690	1690	1690	1690	1690
Load height	1387	1387	1387	1387	1387	1387	1387
Load volume (m ³)	5	5	5	5	5	5,9	5,9
Wheelbase	3098	3098	3098	3098	3098	3498	3498
Width x height of side opening door	1000 x 1285	1000 x 1285	1000 x 1285	1000 x 1285	1000 x 1285	1000 x 1285	1000 x 1285
Width x height of rear opening door	1390 x 1335	1390 x 1335	1390 x 1335	1390 x 1335	1390 x 1335	1390 x 1335	1390 x 1335
WEIGHTS							
Gross vehicle weight	2790	2790	2790	2950	2950	3030	3030
Gross train weight	4790	4790	4790	4950	4950	5030	5030
Maximum payload	1080	1080	1080	1240	1240	1282	1282
Kerb weight	1710	1710	1710	1710	1870	1748	1748
Max weight on front axle	1452	1452	1452	1494	1710	1556	1556
Max weight on rear axle	1338	1338	1338	1456	1456	1474	1474

TRAFIC PANEL VAN - HIGH ROOF DIMENSIONS

DIMENSIONS (mm)	SH 29	LH 29
Engine	dCi 115	dCi 115
Load length	2400	2800
Load width	1690	1690
Load height	1913	1913
Load volume (m ³)	7	8,3
Wheelbase	3098	3498
Width x height of side opening door	1000 x 1285	1000 x 1285
Width x height of rear opening door	1390 x 1818	1390 x 1818
WEIGHTS		
Gross vehicle weight	2940	3030
Gross train weight	4940	5030
Maximum payload	1159	1197
Kerb weight	1781	1833
Max weight on front axle	1487	1564
Max weight on rear axle	1453	1466



TRAFIC CREW VAN DIMENSIONS

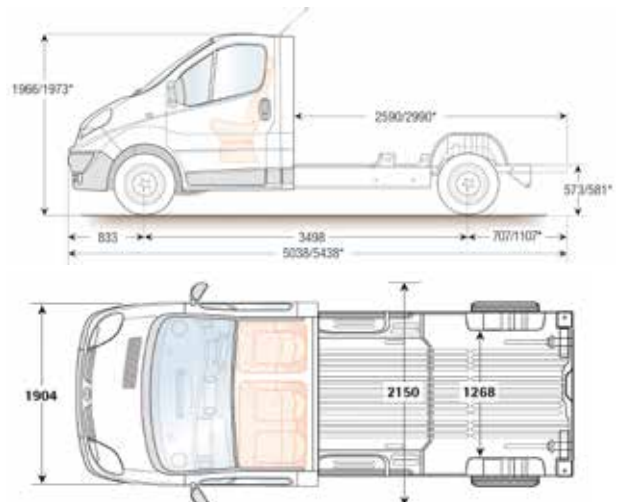


DIMENSIONS (mm)	SL27	SL27	SL27	SL29	SL29	LL29	LL29
Engine	dCi 90	dCi 115	dCi 115 QS6	dCi 115	dCi 115 QS6	dCi 115	dCi 115 QS6
Load length	1430	1430	1430	1430	1430	1830	1830
Load width	1690	1690	1690	1690	1690	1690	1690
Load height	1380	1380	1380	1380	1380	1380	1380
Load volume (m ³)	3,2	3,2	3,2	3,2	3,2	4,13	4,13
Wheelbase	3098	3098	3098	3098	3098	3498	3498
Width x height of side opening door	1000 x 1285	1000 x 1285	1000 x 1285	1000 x 1285	1000 x 1285	1000 x 1285	1000 x 1285
Width x height of rear opening door	1390 x 1335	1390 x 1335	1390 x 1335	1390 x 1335	1390 x 1335	1390 x 1335	1390 x 1335
WEIGHTS							
Gross vehicle weight	2830	2830	2830	2885	2885	3005	3005
Gross train weight	4830	4830	4830	4885	4885	5005	5005
Maximum payload	886	960	960	1026	1026	1004	1004
Kerb weight	1870	1870	1870	1859	1859	1926	1926
Max weight on front axle	1494	1494	1494	1502	1502	1586	1586
Max weight on rear axle	1336	1336	1336	1383	1383	1419	1419

TRAFIC PLATFORM CAB VAN DIMENSIONS

DIMENSIONS (mm)	LL 29	LL 29
Engine	dCi 115	dCi 115 QS6
Maximum buildable length*	25590 - 2990	25590 - 2990
Buildable overall height	2700	2700
Maximum buildable width*	2150	2150
Buildable overall height	707 - 1107	707 - 1107
Wheelbase	3498	3498
WEIGHTS		
Gross vehicle weight	2995	2995
Gross train weight	4995	4995
Maximum payload	1468	1468
Kerb weight	1527	1527

* Depending on engine

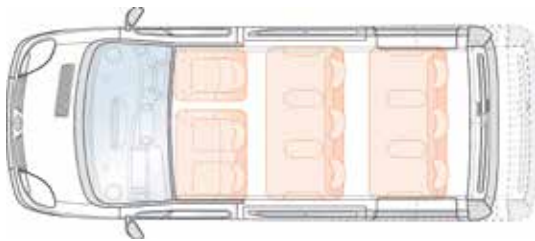


TRAFIC PASSENGER

WITH SEATING FOR UP TO 9 PEOPLE THE TRAFIC PASSENGER IS THE ULTIMATE WAY TO TRANSPORT CLIENTS, EMPLOYEES OR THE FAMILY. A LONG WHEELBASE VERSION MAKES ROOM FOR SUITCASES, TOOLS OR EVEN THE FAMILY DOG. THE TRAFIC PASSENGER SPORT IS EQUIPPED TO MOVE YOUR PASSENGERS IN STYLE, WHILST MAKING YOUR JOURNEY EASIER WITH A RANGE OF ON-BOARD TECHNOLOGY AS STANDARD.



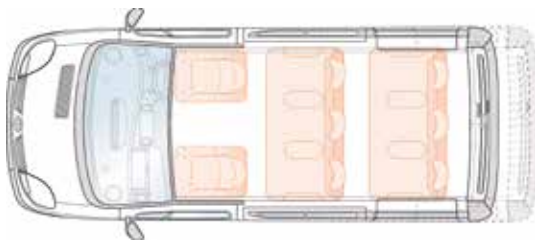
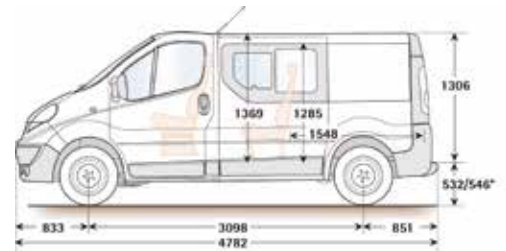
TRAFIC PASSENGER DIMENSIONS AND SEAT LAYOUTS



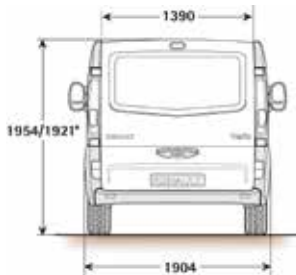
9 SEATS STANDARD



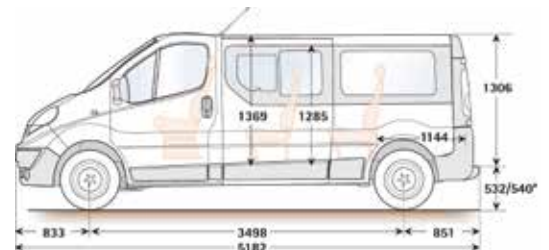
SHORT WHEELBASE LOW ROOF



8 SEATS OPTIONAL



LONG WHEELBASE LOW ROOF



	Boot-to-parcel shelf volume (m ³)	Under-roof volume (m ³)	Under-roof volume with third row of seats folded (m ³)
Short wheelbase low roof 2.7t	0.7	1.2	2.5
Short wheelbase low roof 2.9t	0.7	1.2	2.5
Long wheelbase low roof 2.9t	1.1	2.2	3.4

TRAFIC PASSENGER STANDARD FEATURES

CORE

Technology

4 years warranty (100k miles) and 4 years free roadside assistance
 2 x 20W radio CD MP3 with fingertip control, Bluetooth, USB (Tunepoint) Connectivity and RCA connection
 ABS with EBD (Electronic Brake force Distribution)
 Deadlocking
 Electronic immobiliser
 Power assisted steering
 R.A.I.D. (Renault Anti Intruder Device)
 Remote central locking

Interior

Airbag - driver
 Driver's seat - height adjustable
 6 speed gearbox
 Electric front windows
 Front passenger bench seat
 'Galatone' upholstery
 Second row of 3 passenger seats
 Third row of 3 passenger seats
 2 ISOFIX anchorage points on a row - one on the left side, one on the right side
 Tinted windows

Exterior

4 disc brakes
 Electrically operated and heated door mirrors
 Left and right side loading doors - glazed
 Rear tailgate - glazed, heated, rear wipers
 Spare wheel with anti-theft spare wheel holder
 16" steel wheels

SPORT Additional to Core Features

Technology

2 x 20W radio CD MP3 with separate display, fingertip control, Bluetooth, USB (Tunepoint) Connectivity and RCA connection
 Carminat TomTom® Live satellite navigation system
 Cruise control
 Trip computer - multi-functional

Interior

Driver's seat - armrest and lumbar support (with 'Blue Elba' upholstery)
 Electric one touch windows (driver's side)
 Manual air conditioning and air conditioned glove box

Exterior

16" 'Ixtar' alloy wheels
 Automatic windscreen wipers and headlights
 Front fog lights
 Metallic paint with all round paint



TRAFIC PASSENGER PRICES

	HP	CO ₂ LEVEL (g/km)	CO ₂ BAND	MPG COMBINED	ENGINE SIZE (CC)	BASIC PRICE (£)	VAT 20% (£)	TOTAL RETAIL PRICE (£)	MANUFACTURER'S "ON THE ROAD" RRP
SWB 9 SEAT									
SL27 dCi 90	90	180	I	40.9	1996	20,690.00	4,138.00	24,828.00	£25,823.00
SL27 dCi 115	115	180	I	40.9	1996	21,190.00	4,238.00	25,428.00	£26,423.00
SL27 dCi 115 Quickshift6	115	180	I	40.9	1996	21,990.00	4,398.00	26,388.00	£27,383.00
SL29 dCi 90	90	180	I	40.9	1996	21,190.00	4,238.00	25,428.00	£26,423.00
SL29 dCi 115	115	180	I	40.9	1996	21,690.00	4,338.00	26,028.00	£27,023.00
SL29 dCi 115 Quickshift6	115	180	I	40.9	1996	22,490.00	4,498.00	26,988.00	£27,983.00
LWB 9 SEAT									
LL29 dCi 90	90	198	J	37.7	1996	21,890.00	4,378.00	26,268.00	£27,403.00
LL29 dCi 115	115	198	J	37.7	1996	22,390.00	4,478.00	26,868.00	£28,003.00
LL29 dCi 115 Quickshift6	115	195	J	38.2	1996	23,190.00	4,638.00	27,828.00	£28,963.00
SPORT SWB 9 SEAT									
SL27 dCi 115	115	198	J	37.7	1996	23,140.00	4,628.00	27,768.00	£28,903.00
SL27 dCi 115 Quickshift6	115	195	J	38.2	1996	23,940.00	4,788.00	28,728.00	£29,863.00
SPORT LWB 9 SEAT									
LL29 dCi 115	115	198	J	37.7	1996	24,340.00	4,868.00	29,208.00	£30,343.00
LL29 dCi 115 Quickshift6	115	195	J	38.2	1996	25,020.00	5,004.00	30,024.00	£31,159.00

*Manufacturer's 'On The Road' Recommended Retail Price Includes delivery to the dealer premises, number plates, two one-litre bottles of oil for Trafic, 12 months government road fund licence (depending on CO₂ emissions) and the First Registration Fee of £55. Other goods or services supplied by agreement between the customer and the dealer are not included.



TRAFIC PASSENGER OPTIONS

	STANDARD 9 SEAT		SPORT 9 SEAT		BASIC PRICE (£)	VAT 20% (£)	TOTAL RETAIL PRICE
	SWB	LWB	SWB	LWB			
EXTERIOR							
16" 'Ixtar' alloy wheels	○	○	●	●	425.00	85.00	£510.00
Metallic paint	○	○	●	●	400.00	80.00	£480.00
Metallic paint with all round paint with front fog lights ⁽¹⁾	○	○	●	●	850.00	170.00	£1,020.00
Metallic paint with part body coloured bumpers ⁽²⁾	○	○	-	-	550.00	110.00	£660.00
LOADING, TOWING AND CONVERTING							
12V power point in load area	○	○	○	○	25.00	5.00	£30.00
Conversion interface box and electric front windows (driver's side 'one touch' descending)	○	○	○	○	200.00	40.00	£240.00
Power take off - engine ^{(3) (4) (5)}	○	○	-	-	120.00	24.00	£144.00
Tow bar	○	○	○	○	315.00	63.00	£378.00
SAFETY AND SECURITY							
Alarm	○	○	○	○	200.00	40.00	£240.00
Airbag - front passenger (can be deactivated)	○	○	○	○	220.00	44.00	£264.00
Airbag - front lateral, curtain and front passenger (can be deactivated)	○	○	○	○	660.00	132.00	£792.00
Airbag - rear, front lateral curtain, front passenger (can be deactivated)	○	○	○	○	880.00	176.00	£1,056.00
Cruise control with speed limiter and electric front windows (driver's side 'one touch' descending) ⁽⁶⁾	○	○	●	●	300.00	60.00	£360.00
Engine speed limiter (56mph/90kmh OR 62mph/100kmh OR 68mph/110kmh) ⁽⁶⁾	○	○	○	○	60.00	12.00	£72.00
ESC (Electronic Stability Control) with traction control and understeer control with electric front windows (driver's side 'one touch' descending) ⁽⁴⁾	○	○	-	-	500.00	100.00	£600.00
ESC (Electronic Stability Control) with traction control and understeer control ⁽⁴⁾	-	-	○	○	450.00	90.00	£540.00
Key - 3 button with selective opening and electric front windows (driver's side 'one touch' descending)	○	○	-	-	100.00	20.00	£120.00
Key - 3 button with selective opening	-	-	○	○	50.00	10.00	£60.00
Key - additional (third) and key - 3 button with selective opening and electric front windows (driver's side 'one touch' descending)	○	○	-	-	150.00	30.00	£180.00
Key - additional (third) and key - 3 button with selective opening	-	-	○	○	100.00	20.00	£120.00
Digital tachograph ilo Carminat TomTom Live satellite navigation system with 2x15W radio CD MP3 ⁽⁷⁾	-	-	○	○	50.00	10.00	£60.00
Digital tachograph with electric front windows (driver's side 'one touch' descending) and 2x15W radio CD MP3 ⁽⁷⁾	○	○	-	-	500.00	100.00	£600.00
Rear parking sensors	○	○	○	○	200.00	40.00	£240.00
Luggage net	○	○	○	○	100.00	20.00	£120.00
SEATING							
Delete third row of passenger seats (turns the vehicle into a 6 seat)	○	○	○	○			No cost option
Driver's seat - armrest and lumbar support (with 'Blue Elba' upholstery)	○	○	●	●	100.00	20.00	£120.00
Driver's seat - armrest and lumbar support (with 'Elba' upholstery)	○	○	-	-	100.00	20.00	£120.00
Driver's seat - armrest and lumbar support (with 'Elba' upholstery)	-	-	○	○			No cost option
Passenger's seat - height adjustable single seat (turns the vehicle into an 8 seat)	○	○	○	○	60.00	12.00	£72.00
DOORS AND WINDOWS							
Electric front windows (driver's side 'one touch' descending)	○	○	●	●	50.00	10.00	£60.00
Left and right side loading doors - glazed with opening windows	○	○	○	○	100.00	20.00	£120.00
Rear doors - glazed, 180°, with rear wipers and rear heated window	-	○	-	○	150.00	30.00	£180.00
VISIBILITY							
Automatic headlights and wipers, electric front windows (driver's side 'one touch' descending) and front fog lights	○	○	●	●	300.00	60.00	£360.00
Front fog lights	○	○	●	●	150.00	30.00	£180.00
Heat reflecting windscreen	○	○	○	○	50.00	10.00	£60.00
COMFORT AND STORAGE							
Climate control - front and rear, heating additional to rear saloon area and electric front windows (driver's side 'one touch' descending) ^{(8) (9) (9)}	○	○	-	-	1,925.00	385.00	£2,310.00
Climate control - front and rear (ilo manual air conditioning), heating additional to rear saloon area ^{(8) (9) (9)}	-	-	○	○	1,125.00	225.00	£1,350.00
Heating - additional to rear saloon area	○	○	○	○	350.00	70.00	£420.00
Manual air conditioning ^{(8) (9)}	○	○	●	●	750.00	150.00	£900.00
Manual air conditioning - front and rear ^{(8) (9) (9)}	○	○	-	-	1,325.00	265.00	£1,590.00
Manual air conditioning - front and rear ^{(8) (9) (9)}	-	-	○	○	575.00	115.00	£690.00
Parcel shelf	●	○	●	○	75.00	15.00	£90.00
No parcel shelf, with delete third row passenger seats	○	○	○	○			No cost option
Pollen filter	○	○	○	○	50.00	10.00	£60.00
Smoker pack	○	○	○	○	12.00	2.40	£14.40
Steering wheel - leather, cruise control and electric front windows (driver's side 'one touch' descending)	○	○	-	-	360.00	72.00	£432.00
Steering wheel - leather	-	-	○	○	60.00	12.00	£72.00
COMMUNICATION							
Carminat TomTom® Live satellite navigation system plus radio with separate display	○	○	●	●	500.00	100.00	£600.00
Carminat TomTom® Live satellite 3 year subscription ⁽¹⁰⁾	○	○	○	○	125.00	25.00	£150.00
Carminat TomTom® Live satellite navigation system Western Europe map upgrade ⁽¹⁰⁾	○	○	○	○	90.00	18.00	£108.00
NO Carminat TomTom® Live satellite navigation system	●	●	○	○			No cost option
Integrated DAB Radio	○	○	○	○	200.00	40.00	£240.00
Trip computer - multi-functional	○	○	●	●	75.00	15.00	£90.00

● = Standard (therefore no cost) ○ = Optional - = Not available (1) Should be ordered with one of the following colours: G64, D47, 266, D68 (or D31 non metallic paint therefore basic price £450.00). (2) If ordered with any solid paint, basic price £150.00. (3) Aircon / climate control and power take off cannot be ordered together (4) Not available on Quickshift versions (5) Not available on dCi 90 versions (6) Engine speed limiters and cruise control cannot be ordered together (7) Digital tachograph needs to be calibrated by the dealership on hand-over (8) Needs to be ordered with parcel shelf on LWB versions (9) Climate control and manual air conditioning cannot be ordered together (10) Can only be ordered with Carminat TomTom® Live satellite navigation system.

TRAFIC ACCESSORIES



1.



2.



3.

TOWBARS 1. **Standard Ball** 2. **Universal Coupling** 3. **'Pintle Hook' with ball:** Choosing a towbar naturally involves making decisions about quality and safety. Renault goes above and beyond even the strictest European standards. But, thanks to further testing, Renault have also made sure that your vehicle will not be damaged, even with intensive commercial towbar use. Finally, Renault also take the most demanding climatic conditions into account by applying an anti-corrosion surface treatment. A range of different tow balls and hitches are also available.



4.



5.



6.

PROFESSIONAL RANGE 4. **Integrated Roof Bars:** Easily fitted, these steel bars have been intensively tested to guarantee performance and resistance to corrosion. 5. **Roof Rack:** This top quality roof rack is precision engineered, easily installed, and modular for heavier loads. It is fitted with a rear roller to facilitate loading. 6. **Walkway:** The walkway is used for better access and easier loading and unloading of the roof rack. It takes the form of a flat, anti-skid strip, fastened to the roof rack.



7.



8.



9.



10.

11.



12.

7. **Black Leather Upholstery:** Add a touch of luxury and make your Trafic undeniably yours with this premium quality leather upholstery. 8. **Rubber Mat:** Since they are waterproof, it can conveniently be hosed clean. It also protects your vehicle's floor from wear, mud and moisture. 9. **Rear Parking Sensors:** Reversing made easy! This system helps manoeuvring by guaranteeing complete detection of obstacles in the vehicle's path, using four separate sensors. 10. **Covers:** Protect your seats and your residual value with Renault's high quality, tailored seat covers. Made from durable, wipe clean fabric, they will help protect your seats from everyday wear. 11. **Digital radio:** Fully integrated Digital radio, works with radio's fingertip controls with station information displayed on the radio/navigation screen. 12. **Ply Lining:** Protect the interior of your new Trafic with our hardwearing, bespoke ply lining. The price includes fitting by Renault. Our lining kits are fitted without any alteration/drilling to the vehicle structure, ensuring that the paint and anti corrosion warranties remain intact.

TRAFIC STYLING PACK



1. Introducing the all new Traffic Styling Packs. **2. Running boards:** Stand out from the crowd with these premium grade running boards. **3. Chrome mirror covers:** Add a touch of style to your Traffic with these chrome mirror covers. **4. Coloured alloy wheels†:** Complete the look with a choice of either black or anthracite 16" alloy wheels.

ACCESSORY PRICING

	TRAFIC VAN	TRAFIC PASSENGER	BASIC PRICE*	TOTAL RETAIL PRICE
Styling Packs[®]				
Styling pack [®] (running boards and chrome mirror covers)	○	○	£520.00	£624.00
Styling pack plus [®] (with a choice of black or anthracite alloy wheels)	○†	○	£760.00	£912.00
Spare Keys				
Additional key	○	○	£104.17	£125.00
Additional two keys	○	○	£145.83	£175.00
Professional Range				
Loading Pack: Roof Rack and Ladder	○	-	£555.00	£666.00
Roof Rack L2H1 Swing Door	○	-	£420.00	£504.00
Transversal Steel Roof Bars (Set of Three)	○	-	£150.00	£180.00
Ply lining - SWB	○	-	£210.00	£252.00
Ply lining - LWB	○	-	£230.00	£276.00
Towing kit: Tow Bar + Single Loom	○	○	£225.00	£270.00
Protection				
Rear body coloured parking sensors	○	○	£230.00	£276.00
Novestra Rubber Mat	○	○	£30.00	£36.00
Protective window grills - rear doors	○	-	£100.00	£120.00
Protective window grills - tailgate	○	-	£135.00	£162.00
Sport and Design Range				
Traffic leather Upholstery available in Carbon Black	○	-	£549.00	£658.80
Artisan Leather upholstery Any Colour from the Artisan Colour Range	○	-	£749.00	£898.80
Traffic crew van leather upholstery, available in carbon Black	○	-	£995.00	£1,194.00
Traffic crew van Artisan Leather upholstery Any Colour from the Artisan Colour Range	○	-	£1,995.00	£2,394.00
Traffic passenger leather upholstery, available in Carbon Black	-	○	£1,250.00	£1,500.00
Traffic passenger artisan leather upholstery any colour from the Artisan colour range	-	○	£1,450.00	£1,740.00
Technology				
I-Care	○	○	£166.67	£200.00
Integrated DAB Radio	○	○	£200.00	£240.00

*Prices include Parts and fitting †Only available on Traffic Sport ‡Only available on short wheelbase versions

TRAFIC VAN TECHNICAL SPECIFICATIONS

	dCi 90 E5	dCi 90 E5	dCi 115 E5	dCi 115 E5	dCi 115 Quickshift E5*
ENGINE					
Engine capacity	1996	1996	1996	1996	1996
Injection type	Common Rail	Common Rail	Common Rail	Common Rail	Common Rail
Fuel type	Diesel	Diesel	Diesel	Diesel	Diesel
Number of cylinders	4	4	4	4	4
Number of valves	16	16	16	16	16
Bore / Stroke	84.009 / 90	84.009 / 90	84.009 / 90	84.009 / 90	84.009 / 90
Particules Filter	Yes	Yes	Yes	Yes	Yes
Max engine power KW (hp)	66 (90)	66 (90)	84 (115)	84 (115)	84 (115)
Max engine power (rpm)	3500	3500	3500	3500	3500
Max torque Nm (rpm)	260 (1500)	260 (1500)	300 (1500)	300 (1500)	300 (1500)
Fuel tank capacity (litres)	90	90	90	90	90
GEARBOX					
Type	Manual	Manual	Manual	Manual	Quickshift
Number of forward gears	6	6	6	6	6
Vehicle speeds (Mph) at 1000 rpm: in 1st gear	SL27: 4.67 SL/SH/LL/LL29: 4.76	SL27: 4.67 SL/SH/LL/LL29: 4.76	SL27: 4.67 SL/SH/LL/LL29: 4.76	SL27: 4.67 SL/SH/LL/LL29: 4.76	SL27: 4.67 SL/SH/LL/LL29: 4.76
Vehicle speeds (Mph) at 1000 rpm: in 2nd gear	SL27: 8.67 SL/SH/LL/LL29: 8.84	SL27: 8.67 SL/SH/LL/LL29: 8.84	SL27: 8.67 SL/SH/LL/LL29: 8.84	SL27: 8.67 SL/SH/LL/LL29: 8.84	SL27: 8.67 SL/SH/LL/LL29: 8.84
Vehicle speeds (Mph) at 1000 rpm: in 3rd gear	SL27: 13.15 SL/SH/LL/LL29: 13.41	SL27: 14.14 SL/SH/LL/LL29: 14.42	SL27: 13.15 SL/SH/LL/LL29: 13.41	SL27: 14.14 SL/SH/LL/LL29: 14.42	SL27: 14.14 SL/SH/LL/LL29: 14.42
Vehicle speeds (Mph) at 1000 rpm: in 4th gear	SL27: 18.70 SL/SH/LL/LL29: 19.06	SL27: 20.52 SL/SH/LL/LL29: 20.97	SL27: 18.70 SL/SH/LL/LL29: 19.06	SL27: 20.52 SL/SH/LL/LL29: 20.97	SL27: 20.52 SL/SH/LL/LL29: 20.97
Vehicle speeds (Mph) at 1000 rpm: in 5th gear	SL27: 24.13 SL/SH/LL/LL29: 24.60	SL27: 26.48 SL/SH/LL/LL29: 27.00	SL27: 24.13 SL/SH/LL/LL29: 24.60	SL27: 26.48 SL/SH/LL/LL29: 27.00	SL27: 26.48 SL/SH/LL/LL29: 27.00
Vehicle speeds (Mph) at 1000 rpm: in 6th gear	SL27: 30.62 SL/SH/LL/LL29: 31.22	SL27: 30.62 SL/SH/LL/LL29: 31.22	SL27: 30.62 SL/SH/LL/LL29: 31.22	SL27: 30.62 SL/SH/LL/LL29: 31.22	SL27: 30.62 SL/SH/LL/LL29: 31.22
STEERING					
Power assisted steering	Yes	Yes	Yes	Yes	Yes
turns lock-to-lock (PAS)	3.2	3.2	3.2	3.2	3.2
Ø Turning circle between kerbs	Short wheelbase: 11.84 / Long wheelbase: 13.17				
Ø Turning circle between walls	Short wheelbase: 12.40 / Long wheelbase: 13.73				
DRIVE TRAIN					
Type	FWD	FWD	FWD	FWD	FWD
WHEELS					
Standard wheels	16"	16"	16"	16"	16"
Standard Tyre (Front / Rear)	SL27: 205/65 SL/SH/LL/LH29: 215/65	SL27: 205/65 SL/SH/LL/LH29: 215/65	SL27: 205/65 SL/SH/LL/LH29: 215/65	SL27: 205/65 SL/SH/LL/LH29: 215/65	SL27: 205/65 SL/SH/LL/LH29: 215/65
BRAKING SYSTEM					
ABS	Standard	Standard	Standard	Standard	Standard
Servobrake: Single (S), Double (D) - Ø (")	S 11"	S 11"	S 11"	S 11"	S 11"
Front: plain disc (DP), Vent disc (DV) Ø (mm)	DV: Bi-piston Ø 40+45	DV: Bi-piston Ø 40+45	DV: Bi-piston Ø 40+45	DV: Bi-piston Ø 40+45	DV: Bi-piston Ø 40+45
Rear: drum (T), plain disc (DP), Vent disc (DV) Ø (mm)	DP Ø 41	DP Ø 41	DP Ø 41	DP Ø 41	DP Ø 41
PERFORMANCE					
Maximum speed kph (mph)	150 (93.21)	150 (93.21)	150 (93.21)	160 (99.42)	160 (99.42)
SERVICE INTERVALS	25,000 miles / 2 years [†]	25,000 miles / 2 years [†]	25,000 miles / 2 years [†]	25,000 miles / 2 years [†]	25,000 miles / 2 years [†]

* Official Fuel consumption figures are produced for comparison purpose and are measured according to the European Directive 80/1268/EEC. These figures are specific for a vehicle type and not for a single car. Real world fuel (actual) consumption can vary as the fuel efficiency of a vehicle is influenced by driving behaviour, weather and road conditions. The use of technical equipment for example air conditioning, can also effect the fuel consumption. For further information, please visit the Vehicle Certification Agency web site www.vca.gov.uk.

For more information on CO₂ banding and Company Car Tax Benefit In Kind go to www.renault.co.uk † Whichever is sooner



Renault Traffic Van eco² meets the three following criteria:

- It is manufactured in an ISO 14001-certified factory minimising environmental impact,
- The vehicle has CO₂ emissions below 120g/km (for cars, including Traffic Passenger, and small vans) or below 195g/km (for large vans, including Traffic Van) or operates on biofuels,
- The vehicle includes more than 7% of recycled plastics and at least 95% recoverable at the end of its life cycle.

With eco², Renault displays its environmental commitment throughout the life cycle of the vehicle.

TRAFIC PASSENGER TECHNICAL SPECIFICATIONS

	dCi 90 E5	dCi 115 E5	dCi 115 Quickshift E5*
ENGINE			
Engine capacity	1996	1996	1996
Injection type	Common Rail	Common Rail	Common Rail
Fuel type	Diesel	Diesel	Diesel
Number of cylinders	4	4	4
Number of valves	16	16	16
Bore / Stroke	84.009 / 90	84.009 / 90	84.009 / 90
Particules Filter	Yes	Yes	Yes
Max engine power KW (hp)	66 (90)	84 (115)	84 (115)
Max engine power (rpm)	3500	3500	3500
Max torque Nm (rpm)	260 (1500)	300 (1500)	300 (1500)
Fuel tank capacity (litres)	90	90	90
GEARBOX			
Type	Manual	Manual	Quickshift
Number of forward gears	6	6	6
Vehicle speeds (Mph) at 1000 rpm: in 1st gear	SL27: 4.67 SL/LL29: 4.76	SL27: 4.67 SL/LL29: 4.76	SL27: 4.67 SL/LL29: 4.76
Vehicle speeds (Mph) at 1000 rpm: in 2nd gear	SL27: 8.67 SL/LL29: 8.84	SL27: 8.67 SL/LL29: 8.84	SL27: 8.67 SL/LL29: 8.84
Vehicle speeds (Mph) at 1000 rpm: in 3rd gear	SL27: 14.14 SL/LL29: 14.42	SL27: 14.14 SL/LL29: 14.42	SL27: 14.14 SL/LL29: 14.42
Vehicle speeds (Mph) at 1000 rpm: in 4th gear	SL27: 20.52 SL/LL29: 20.97	SL27: 20.52 SL/LL29: 20.97	SL27: 20.52 SL/LL29: 20.97
Vehicle speeds (Mph) at 1000 rpm: in 5th gear	SL27: 26.48 SL/LL29: 27.00	SL27: 26.48 SL/LL29: 27.00	SL27: 26.48 SL/LL29: 27.00
Vehicle speeds (Mph) at 1000 rpm: in 6th gear	SL27: 30.62 SL/LL29: 31.22	SL27: 30.62 SL/LL29: 31.22	SL27: 30.62 SL/LL29: 31.22
STEERING			
Power assisted steering	Yes	Yes	Yes
turns lock-to-lock (PAS)	3.2	3.2	3.2
∅ Turning circle between kerbs	Short wheelbase: 11.84 Long wheelbase: 13.17	Short wheelbase: 11.84 Long wheelbase: 13.17	Short wheelbase: 11.84 Long wheelbase: 13.17
∅ Turning circle between walls	Short wheelbase: 12.40 Long wheelbase: 13.73	Short wheelbase: 12.40 Long wheelbase: 13.73	Short wheelbase: 12.40 Long wheelbase: 13.73
DRIVE TRAIN			
Type	FWD	FWD	FWD
WHEELS			
Standard wheels	16"	16"	16"
Standard Tyre (Front / Rear)	SL27: 205/65 SL/LL29: 215/65	SL27: 205/65 SL/LL29: 215/65	SL27: 205/65 SL/LL29: 215/65
BRAKING SYSTEM			
ABS	Standard	Standard	Standard
Servobrake: Single (S), Double (D) - ∅ (")	S 11"	S 11"	S 11"
Front: plain disc (DP), Vent disc (DV) ∅ (mm)	DV: Bi-piston Ø 40+45	DV: Bi-piston Ø 40+45	DV: Bi-piston Ø 40+45
Rear: drum (T), plain disc (DP), Vent disc (DV) ∅ (mm)	DP Ø 41	DP Ø 41	DP Ø 41
PERFORMANCE			
Maximum speed kph (mph)	150 (93.21)	160 (99.42)	160 (99.42)
SERVICE INTERVALS			
	25,000 miles / 2 years†	25,000 miles / 2 years†	25,000 miles / 2 years†

* Official Fuel consumption figures are produced for comparison purpose and are measured according to the European Directive 80/1268/EEC. These figures are specific for a vehicle type and not for a single car. Real world fuel (actual) consumption can vary as the fuel efficiency of a vehicle is influenced by driving behaviour, weather and road conditions. The use of technical equipment for example air conditioning, can also effect the fuel consumption. For further information, please visit the Vehicle Certification Agency web site www.vca.gov.uk.

For more information on CO₂ banding and Company Car Tax Benefit In Kind go to www.renault.co.uk † Whichever is sooner



RENAULT PRO+ A SIGN OF SERVICE

A FORERUNNER IN SERVICE SINCE THE CREATION OF RENAULT BUSINESS CENTRES IN 1999, OF WHICH THERE ARE NOW MORE THAN 700 OUTLETS IN 20 COUNTRIES, TODAY RENAULT REINFORCES ITS SERVICES FOR PROFESSIONALS AND COMMERCIAL VEHICLE CUSTOMERS WITH NATIONWIDE “RENAULT PRO+ DEALER” COVERAGE. FOR MORE INFORMATION, VISIT WWW.RENAULT.CO.UK/PRO+

At Renault, we understand that your vehicles are your most important work tool and so the **RENAULT PRO+** network is guided by three main principles:

01 The expertise of your advisor who has an extensive understanding of your trade

At Renault Pro+ you are dealing with professionals: all of our employees are trained with your professional needs in mind. With their knowledge of commercial vehicles and fleet business, they are able to take care of your operational needs and create mobility solutions tailor made for you.

02 A "One Stop Shop" where all your service needs are taken care of to guarantee your mobility

Because you need to save time, all Renault services have been relocated to a bespoke centre, providing new and used vehicle sales, after sales, finance, service and maintenance.

03 The RENAULT PRO+ business customers promise

To ensure your business minimizes unproductive time off the road, Renault Pro+ offers you:

- Specialist commercial vehicle sales and after sales advisors.
- A comprehensive display of cars and commercial products, including converted vehicles.
- A large choice of cars and commercial vehicle available for test drives.
- A personalised finance proposal in under 48 hours.
- Extended Service hours for business users.
- A detailed invoice and an estimation of work time for all repair work.
- A courtesy vehicle, most applicable to your needs.
- Maintenance and repair work for vehicles up to 7 tonnes in weight.
- Within the hour diagnostics.
- A maximum 48 hours lead time for service and repair.



WITH 4 YEAR'S WARRANTY AND ROADSIDE ASSISTANCE AS STANDARD

WARRANTY

Your vehicle is covered by a warranty package for up to 4 years/100,000 miles (whichever comes first). The first 2 years are unlimited mileage, followed by a further 2 years up to 100,000 miles. Your dealer is able to repair or replace, without charge, parts that are found to have a material or assembly defect that is recognised by Renault.



ROADSIDE COVER

Any problems and we'll provide emergency roadside repairs or tow you to the nearest Renault dealer. This service is available 24 hours a day, every day of the year. We'll provide roadside assistance and home start for 48 months, with additional recovery, onward travel and European cover for the first three years.

Renault Assistance Roadside cover is provided in association with the AA (for ZE vehicles roadside cover is linked to the battery agreement and is provided by AXA). Renault Assistance Roadside Cover provided from months 0 to 36 includes assistance at the roadside and home, national recovery, onward travel and European cover. Cover from months 37 to 48 includes roadside and home start (including a local tow to an authorised Renault dealer).



FINANCE OPTIONS

There are a wide variety of ways in which the purchase of a new vehicle can be financed. Renault Business Finance offers all of them, so whether you're a fleet buyer or private buyer, Renault Business Finance is ideally placed to tell you which plan or combination of plans best suits your needs and circumstances.



For warranty package full terms and conditions visit www.renault.co.uk/warranty. Finance provided by RCI Financial Services Limited, P.O. Box 149, Watford, WD17 1FJ. Guarantees and indemnities may be required. You must be at least 18 and a UK resident (excludes Isle of Man and Channel Islands) to apply. Subject to status, terms and conditions apply.

RENAULT INSURANCE

A van as well designed as your Renault deserves an insurance policy to match. Renault Van Insurance has been specifically created to provide superb protection for you and your van. In addition to a very competitive premium, Renault Van Insurance also includes: Your van returned to its pre-accident condition; a like for like replacement if written off in first 12 months of registration; signage cover included in your premium; windscreen cover; repairs carried out by Renault Approved Repair Centres using only genuine Renault Parts. Renault Van Insurance offers unbeatable protection, only fitting genuine Renault replacement parts at Renault Approved Accident Repair Centres to preserve the safety found in all our vehicles.

Lines open 8am – 8pm weekdays, 9am – 5pm Saturdays. Calls may be recorded. All quotes are based on individual circumstance and subject to insurers underwriting criteria. Renault Insurance is arranged and administered by Equity Direct Broking Limited, which is authorised and regulated by the Financial Services Authority. Registered Office: Library House, New Road, Brentwood, Essex, CM14 4GD. Registered in England and Wales No. 6710272

Renault Van Insurance:
0845 603 8258
www.renaultvaninsurance.co.uk

CUSTOMER RELATIONS

Renault knows the value of communicating with its customers and we have established effective ways to keep in touch with you. If after speaking to your local Renault dealership you are not completely satisfied, please contact the Renault UK Customer Relations Department on **0844 3350000** (Mon-Fri 9.00am to 5.30pm, except Weds 10.00am to 5.30pm. Closed on Bank Holidays). You can also visit our website www.renault.co.uk Or write to us at: **Renault UK Ltd, The Rivers Office Park, Denham Way, Maple Cross, Rickmansworth, Hertfordshire, WD3 9YS.**

RENAULT NETWORK SERVICES

No-one is better placed than Renault to maintain, fit and repair your Renault, fast. The Renault Minute (maintenance and repair with no appointment necessary) and Renault Rapide Bodycare (bumper scuffs, dings and dents, windscreen, stone chips and interior repairs...) services deliver the highest level of repair and maintenance and offer a full year's guarantee on Original Renault Parts. And don't forget to have a look at our wide range of additional equipment and accessories!

SERVICE INTERVALS

25,000 miles / 2 years:
• Traffic all engines



(Enter Renault's world at www.renault.tv)

PHOTOGRAPHY: A. BERNIER, R. RICHTER, S. AGNETTI, O. BANET, D. MEUNIER - PRINTED IN EC - 7701 380 810 - FEBRUARY 2014
Renault U.K. Limited Customer Relations, The Rivers Office Park, Denham Way, Maple Cross, Rickmansworth, Hertfordshire WD3 9YS - Tel: 0844 3350000.

Although every effort has been made to ensure that the information contained within this brochure is as accurate and up to date as possible, Renault U.K. reserves the right to modify its models without notice, including their characteristics, specifications, equipment and accessories. Brochures inevitably become out of date or inaccurate in some respects, in that such characteristics, specifications equipment, or accessories may be changed after the publication date given below and can differ from the descriptions given. It is therefore necessary to check with your Renault Dealer before purchasing any product that the characteristics, specifications, equipment or accessories of the vehicle on order are as advertised.

Publication date February 2014.

